

2008

District 6 East Central (Augusta)



ANOVA Business Analysts

9/30/2008

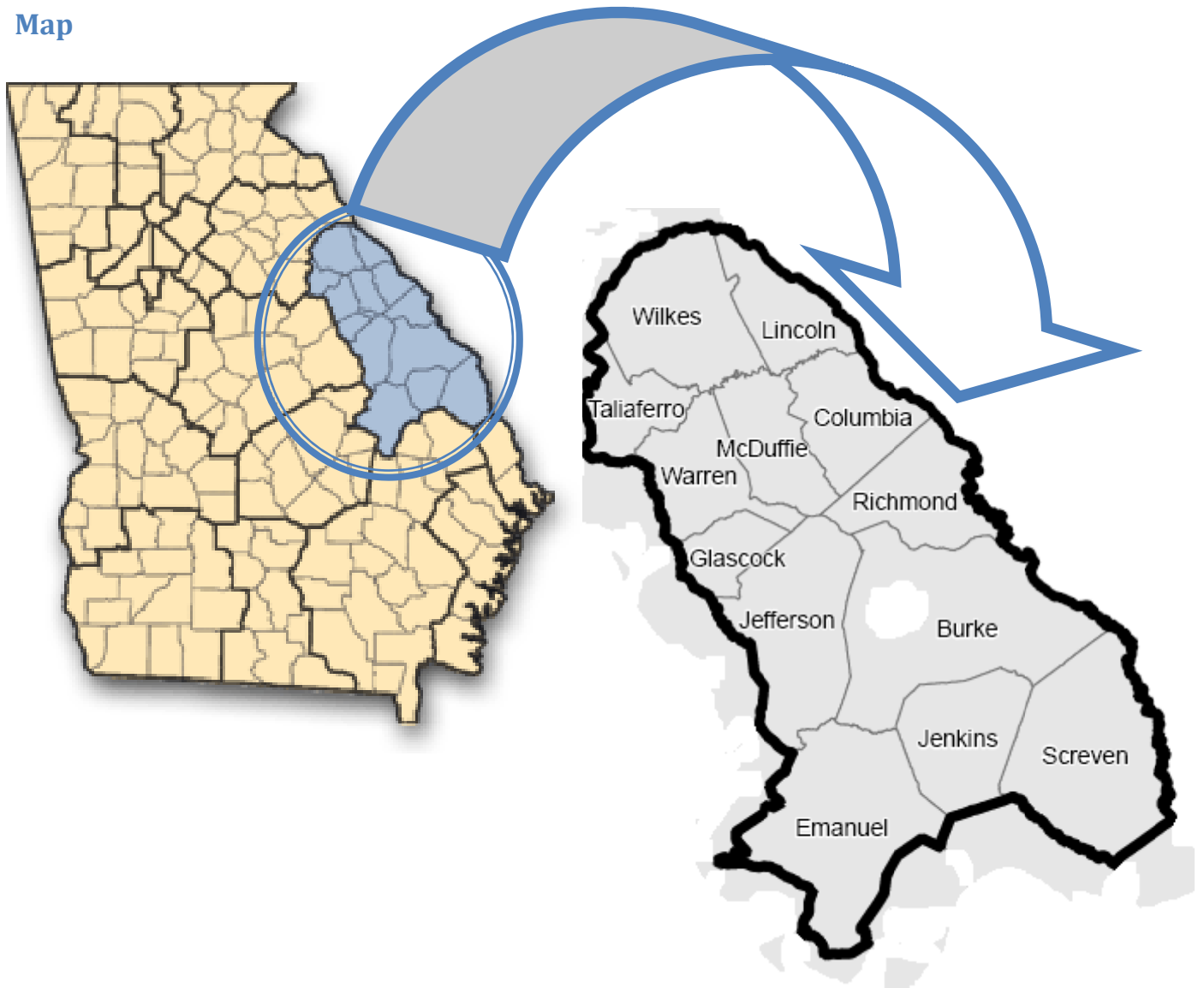
Comparison

<i>State Calls</i>	12,583
<i>District Calls</i>	589
<i>%</i>	4.68%

<i>State Population</i>	9,363,941
<i>District Population</i>	438,742
<i>%</i>	4.69%

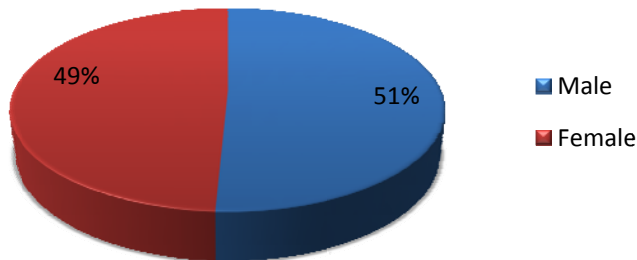
<i>% of State Population Calling in</i>	0.13%
<i>% of District Population Calling in</i>	0.13%

Map



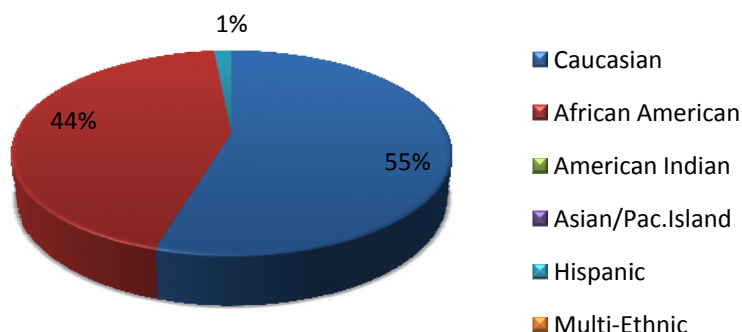
Gender

	Calls	%
Male	299	50.76%
Female	290	49.24%



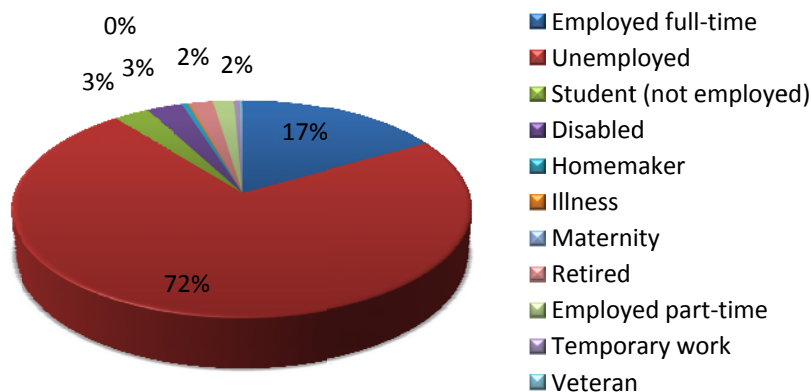
Ethnicity

	Calls	%
Caucasian	322	54.67%
African American	258	43.80%
American Indian	0	0.00%
Asian/Pac. Island	0	0.00%
Hispanic	9	1.53%
Multi-Ethnic	0	0.00%



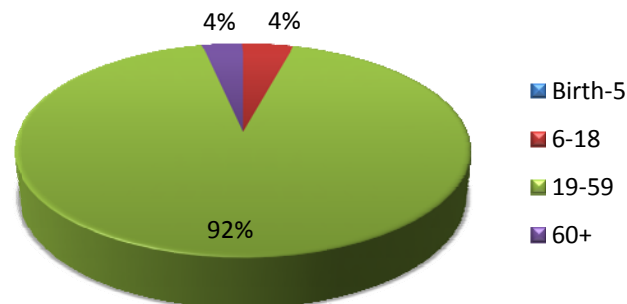
Employment Status

	Calls	%
Employed full-time	99	16.81%
Unemployed	427	72.50%
Student (not employed)	17	2.89%
Disabled	17	2.89%
Homemaker	3	0.51%
Illness	1	0.17%
Maternity	0	0.00%
Retired	11	1.87%
Employed part-time	10	1.70%
Temporary work	3	0.51%
Veteran	1	0.17%



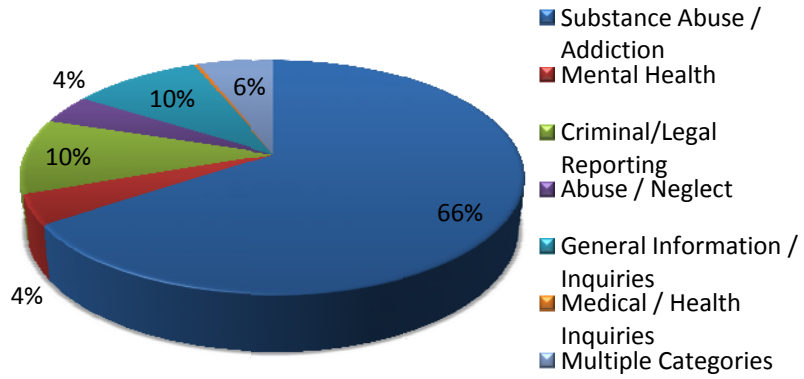
Age Range

	Calls	%
Birth-5	0	0.00%
6-18	25	4.24%
19-59	544	92.36%
60+	20	3.40%



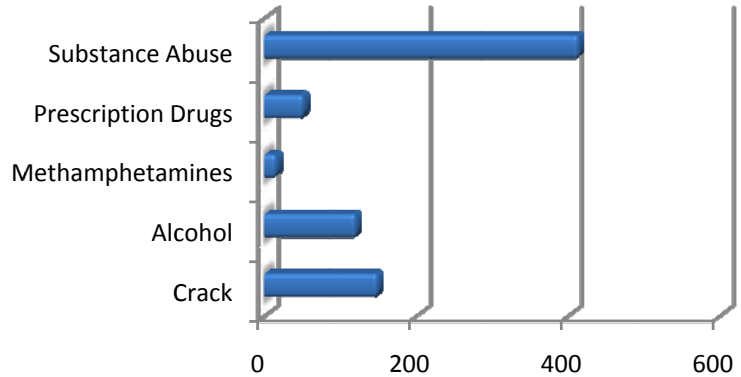
Need Categories

	Calls	%
<i>Substance Abuse / Addiction</i>	386	65.53%
<i>Mental Health</i>	24	4.07%
<i>Criminal/Legal Reporting</i>	61	10.36%
<i>Abuse / Neglect</i>	24	4.07%
<i>General Information / Inquiries</i>	58	9.85%
<i>Medical / Health Inquiries</i>	2	0.34%
<i>Multiple Categories</i>	34	5.77%



Specific Focus

	Calls	%
<i>Crack</i>	149	25.30%
<i>Alcohol</i>	121	20.54%
<i>Methamphetamines</i>	16	2.72%
<i>Prescription Drugs</i>	51	8.66%
<i>Substance Abuse</i>	414	70.29%



Counties

	Calls	%
<i>Burke</i>	27	4.58%
<i>Columbia</i>	31	5.26%
<i>Emanuel</i>	36	6.11%
<i>Glascocok</i>	1	0.17%
<i>Jefferson</i>	22	3.74%
<i>Jenkins</i>	11	1.87%
<i>Lincoln</i>	1	0.17%
<i>McDuffie</i>	19	3.23%
<i>Richmond</i>	411	69.78%
<i>Screven</i>	23	3.90%
<i>Taliaferro</i>	0	0.00%
<i>Warren</i>	5	0.00849
<i>Wilkes</i>	2	0.0034

